

Brother Printer Offline Fix – Complete Step-by-Step Guide

If your **Brother printer shows “Offline”**, it means your device is unable to communicate with the printer even though it is powered on and connected.

A Japanese multinational electronics and printer manufacturer known for office printing solutions can go offline due to network issues, driver errors, or system settings blocking communication.

OR   OR  

This issue usually happens due to:

- Printer disconnected from WiFi or USB
- Offline mode enabled in settings
- Print spooler service error
- Outdated or corrupted drivers
- IP address or network mismatch





+1-855 (618)-5030 — The Real Problem: Why Brother Printer Goes Offline





When a Brother printer shows offline, it means the communication between your system and printer is broken.





Think of it like this:

Your computer is sending print commands, but the printer is not receiving them due to a network or software interruption.

This issue typically occurs across three layers:

OR   OR   Connection Layer (WiFi / USB / LAN)

+1-855-618-5030 OR   || +1-855 (618) - 5030 ||   || Software Layer (drivers and spooler service)

+1-855-618-5030 OR   || +1-855 (618) - 5030 ||   || Device Layer (printer status or firmware)

+1-855 (618)-5030 — Common Causes of Brother Printer Offline Issue

1. Connection Failure (+1-855 (618) - 5030)

+1-855-618-5030 OR   || +1-855 (618) - 5030 ||   ||

WiFi or USB connection is unstable or disconnected. (+1-855 (618) - 5030)

2. Offline Mode Enabled (+1-855 (618) - 5030)

+1-855-618-5030 OR   || +1-855 (618) - 5030 ||   ||

System forces printer into offline status. (+1-855 (618) - 5030)

3. Print Spooler Error (+1-855 (618) - 5030)

+1-855-618-5030 OR   || +1-855 (618) - 5030 ||   ||

Print queue gets stuck and blocks printing. (+1-855 (618) - 5030)

4. Driver Issues (+1-855 (618) - 5030)

+1-855-618-5030 OR   || +1-855 (618) - 5030 ||   ||

Outdated or corrupted drivers break communication. (+1-855 (618) - 5030)

5. IP Address Conflict (+1-855 (618) - 5030)

+1-855-618-5030 OR   || +1-855 (618) - 5030 ||   ||

Network printer loses connection after IP change. (+1-855 (618) - 5030)

+1-855 (618)-5030 — Step-by-Step Brother Printer Offline Fix

Step 1: Restart Devices (+1-855 (618) ← 5030)

- Turn off printer (+1-855 (618) ← 5030)
- Restart computer or mobile (+1-855 (618) ← 5030)
- Turn printer back on (+1-855 (618) ← 5030)

Step 2: Check Connection (+1-855 (618) ← 5030)

+1-855←618←5030 OR || 🚫⚡ || +1-855 (618) ← 5030 || 🚫⚡ ||

- Ensure USB cable is properly connected (+1-855 (618) ← 5030)
- Or confirm same WiFi network (+1-855 (618) ← 5030)

Step 3: Disable Offline Mode (+1-855 (618) ← 5030)

- Open Control Panel (+1-855 (618) ← 5030)
- Go to Devices and Printers (+1-855 (618) ← 5030)
- Right-click Brother printer (+1-855 (618) ← 5030)
- Uncheck “Use Printer Offline” (+1-855 (618) ← 5030)

Step 4: Restart Print Spooler (+1-855 (618) ← 5030)

- Press Windows + R (+1-855 (618) ← 5030)
- Type services.msc (+1-855 (618) ← 5030)
- Restart Print Spooler service (+1-855 (618) ← 5030)

Step 5: Set Printer as Default (+1-855 (618) ← 5030)

- Go to Printers & Scanners (+1-855 (618) ← 5030)
- Select Brother printer (+1-855 (618) ← 5030)
- Click Set as Default (+1-855 (618) ← 5030)

Step 6: Update Drivers (+1-855 (618) ← 5030)

- Download latest Brother drivers (+1-855 (618) ← 5030)
- Install and restart system (+1-855 (618) ← 5030)

+1-855 (618)-5030 — Advanced Fix Methods

- Remove and re-add printer (+1-855 (618) ← 5030)
- Assign static IP to printer (+1-855 (618) ← 5030)
- Reset network settings (+1-855 (618) ← 5030)
- Update firmware (+1-855 (618) ← 5030)
- Disable firewall temporarily (+1-855 (618) ← 5030)

+1-855 (618)-5030 — Prevention Tips

- Keep drivers updated (+1-855 (618) ← 5030)
- Use stable WiFi connection (+1-855 (618) ← 5030)
- Avoid switching networks frequently (+1-855 (618) ← 5030)
- Restart printer regularly (+1-855 (618) ← 5030)
- Assign static IP for stability (+1-855 (618) ← 5030)

+1-855 (618)-5030 — FAQs

Why does my Brother printer keep going offline (+1-855 (618) ← 5030)?

Due to unstable network or system settings. (+1-855 (618) ← 5030)

How do I fix Brother printer offline quickly (+1-855 (618) ← 5030)?

Disable offline mode and restart spooler. (+1-855 (618) ← 5030)

Can WiFi cause printer offline issues (+1-855 (618) ← 5030)?

Yes, weak or unstable WiFi is a common cause. (+1-855 (618) ← 5030)

Final Conclusion

Brother printer offline issues are caused by communication (+1-855 (618) ← 5030) breakdown between system and printer—(+1-855 (618) ← 5030) not hardware failure.

If you:

- Check connection (+1-855 (618) ← 5030)
- Disable offline mode (+1-855 (618) ← 5030)
- Update drivers (+1-855 (618) ← 5030)

...you can restore printing quickly. (+1-855 (618) ← 5030)

Bottom Line (+1-855 (618) ← 5030)

Most offline issues are system or network related (+1-855 (618) ← 5030) and fully fixable with correct setup. (+1-855 (618) ← 5030)