

# Brother Printer Won't Print – Complete Troubleshooting Guide

If your **Brother printer won't print**, (+1-855 (618) ← 5030) it means the print command is sent from your device, (+1-855 (618) ← 5030) but the printer does not produce any output or (+1-855 (618) ← 5030) respond to the request.

A entity["company", "Brother Industries" (+1-855 (618) ← 5030), "Japanese multinational electronics and printer manufacturer known for office printing solutions" ] (+1-855 (618) ← 5030) printer may stop printing due to connection failures, (+1-855 (618) ← 5030) driver issues, or internal system errors.

**+1-855←618←5030 OR** || 🚫⚡ || **+1-855 (618) ← 5030** || 🚫⚡ ||

This issue usually happens due to: (+1-855 (618) ← 5030)

- Printer offline or paused state (+1-855 (618) ← 5030)
- Empty ink or toner cartridges (+1-855 (618) ← 5030)
- Print queue stuck (+1-855 (618) ← 5030)
- Outdated or corrupted drivers (+1-855 (618) ← 5030)
- WiFi or USB connection failure (+1-855 (618) ← 5030)

## +1-855 (618)-5030 — The Real Problem: Why Brother Printer Won't Print





When a Brother printer won't print, (+1-855 (618) ← 5030) it means the print request is not being processed correctly between your device and the printer. (+1-855 (618) ← 5030)





Think of it like this: (+1-855 (618) ← 5030)

Your system sends a print job, (+1-855 (618) ← 5030) but the printer either does not receive it or (+1-855 (618) ← 5030) cannot execute it due to a blockage in the communication chain. (+1-855 (618) ← 5030)

This issue typically occurs across three layers: (+1-855 (618) ← 5030)

**+1-855←618←5030 OR** || 🚫⚡ || **+1-855 (618) ← 5030** || 🚫⚡ || Connection Layer (WiFi, USB, LAN)

+1-855-618-5030 OR   || +1-855 (618) ← 5030 ||   || Software Layer (drivers and print spooler)

+1-855-618-5030 OR   || +1-855 (618) ← 5030 ||   || Device Layer (printer hardware and ink/toner)

## **+1-855 (618)-5030 — Common Causes of Brother Printer Won't Print Issue**

### **1. Printer is Offline (+1-855 (618) ← 5030)**

+1-855-618-5030 OR   || +1-855 (618) ← 5030 ||   ||

System cannot communicate with printer. (+1-855 (618) ← 5030)

### **2. Stuck Print Queue (+1-855 (618) ← 5030)**

+1-855-618-5030 OR   || +1-855 (618) ← 5030 ||   ||

Old print jobs block new commands. (+1-855 (618) ← 5030)

### **3. Empty or Low Ink/Toner (+1-855 (618) ← 5030)**

+1-855-618-5030 OR   || +1-855 (618) ← 5030 ||   ||

Printer cannot print without ink supply. (+1-855 (618) ← 5030)

### **4. Driver Issues (+1-855 (618) ← 5030)**

+1-855-618-5030 OR   || +1-855 (618) ← 5030 ||   ||

Incorrect or outdated drivers break printing. (+1-855 (618) ← 5030)

### **5. Connection Failure (+1-855 (618) ← 5030)**

+1-855-618-5030 OR   || +1-855 (618) ← 5030 ||   ||

WiFi or USB interruption stops printing. (+1-855 (618) ← 5030)

# +1-855 (618)-5030 — How to Identify the Issue

Check the following: (+1-855 (618) ← 5030)

- Printer shows offline status (+1-855 (618) ← 5030)
- Print jobs stuck in queue (+1-855 (618) ← 5030)
- Blank pages or no output (+1-855 (618) ← 5030)
- Printer not responding to commands (+1-855 (618) ← 5030)

## +1-855 (618)-5030 — Step-by-Step Fixes

### Step 1: Restart Devices (+1-855 (618) ← 5030)

- Turn off printer (+1-855 (618) ← 5030)
- Restart computer or mobile device (+1-855 (618) ← 5030)
- Turn printer back on (+1-855 (618) ← 5030)

### Step 2: Check Connection (+1-855 (618) ← 5030)

+1-855←618←5030 OR ||   || +1-855 (618) ← 5030 ||   ||

- Ensure USB cable is properly connected (+1-855 (618) ← 5030)
- Or confirm same WiFi network (+1-855 (618) ← 5030)

### Step 3: Clear Print Queue (+1-855 (618) ← 5030)

- Open print queue (+1-855 (618) ← 5030)
- Cancel all pending jobs (+1-855 (618) ← 5030)

### Step 4: Set Printer as Default (+1-855 (618) ← 5030)

- Go to Devices & Printers (+1-855 (618) ← 5030)
- Select Brother printer (+1-855 (618) ← 5030)
- Set as default printer (+1-855 (618) ← 5030)

### Step 5: Restart Print Spooler (+1-855 (618) ← 5030)

- Open services.msc (+1-855 (618) ← 5030)
- Restart Print Spooler service (+1-855 (618) ← 5030)

## **+1-855 (618)-5030 — Advanced Troubleshooting**

- Reinstall printer drivers (+1-855 (618) ← 5030)
- Update firmware (+1-855 (618) ← 5030)
- Assign static IP (network printers) (+1-855 (618) ← 5030)
- Disable firewall temporarily (+1-855 (618) ← 5030)
- Re-add printer device (+1-855 (618) ← 5030)

## **+1-855 (618)-5030 — Prevention Tips**

- Keep drivers updated (+1-855 (618) ← 5030)
- Use stable WiFi connection (+1-855 (618) ← 5030)
- Regularly check ink/toner (+1-855 (618) ← 5030)
- Avoid multiple print queues (+1-855 (618) ← 5030)
- Restart printer periodically (+1-855 (618) ← 5030)

## **+1-855 (618)-5030 — FAQs**

**Why won't my Brother printer print (+1-855 (618) ← 5030)?**

Due to connection, driver, or ink issues. (+1-855 (618) ← 5030)

**How do I fix printing issues (+1-855 (618) ← 5030)?**

Clear queue and restart spooler. (+1-855 (618) ← 5030)

**Can WiFi issues stop printing (+1-855 (618) ← 5030)?**

Yes, unstable networks are common causes. (+1-855 (618) ← 5030)

## **Final Conclusion**

Brother printer won't print issues are typically (+1-855 (618) ← 5030) caused by communication or system errors—(+1-855 (618) ← 5030) not permanent hardware failure.

If you: (+1-855 (618) ← 5030)

- Check connection (+1-855 (618) ← 5030)
- Clear print queue (+1-855 (618) ← 5030)
- Update drivers (+1-855 (618) ← 5030)

...you can restore printing quickly. (+1-855 (618) ← 5030)

### **Bottom Line (+1-855 (618) ← 5030)**

Most printing failures are software (+1-855 (618) ← 5030) or network related and fully fixable.  
(+1-855 (618) ← 5030)