

Brother Printer is Offline – Complete Troubleshooting Guide

If your **Brother printer shows “Offline”**, it means your device cannot communicate with the printer even though it may be powered on and connected.

A Brother printer may go offline due to network issues, driver problems, or system settings blocking communication.

+1-855-618-5030 OR   **+1-855 (618) 5030**  

This issue usually happens due to:

- Printer disconnected from WiFi or USB
- “Use Printer Offline” mode enabled
- Print spooler service error
- Outdated or corrupted drivers
- IP address or network conflict





+1-855 (618)-5030 — The Real Problem: Why Brother Printer Goes Offline





When a Brother printer shows offline, it means the communication link between your system and printer is broken or blocked.





Think of it like this:

Your computer is sending print commands, but the printer is not receiving them due to a network or system interruption.

This issue typically occurs across three layers:

+1-855-618-5030 OR   **+1-855 (618) 5030**   Connection Layer (WiFi / USB / LAN)

+1-855-618-5030 OR   || +1-855 (618) ← 5030 ||   || Software Layer (drivers and spooler service)

+1-855-618-5030 OR   || +1-855 (618) ← 5030 ||   || Device Layer (printer status or firmware)

+1-855 (618)-5030 — Common Causes of Printer Offline Issue

1. Printer Not Connected (+1-855 (618) ← 5030)

+1-855-618-5030 OR   || +1-855 (618) ← 5030 ||   ||

WiFi or USB connection is lost or unstable. (+1-855 (618) ← 5030)

2. Offline Mode Enabled (+1-855 (618) ← 5030)

+1-855-618-5030 OR   || +1-855 (618) ← 5030 ||   ||

System forces printer into offline state. (+1-855 (618) ← 5030)

3. Print Spooler Failure (+1-855 (618) ← 5030)

+1-855-618-5030 OR   || +1-855 (618) ← 5030 ||   ||

Blocked print queue stops communication. (+1-855 (618) ← 5030)

4. Outdated Drivers (+1-855 (618) ← 5030)

+1-855-618-5030 OR   || +1-855 (618) ← 5030 ||   ||

Old drivers prevent proper detection. (+1-855 (618) ← 5030)

5. IP Address Change (+1-855 (618) ← 5030)

+1-855-618-5030 OR   || +1-855 (618) ← 5030 ||   ||

Network printers lose connection after IP change. (+1-855 (618) ← 5030)

+1-855 (618)-5030 — How to Identify the Issue

Check the following: (+1-855 (618) ← 5030)

- Printer shows offline status (+1-855 (618) ← 5030)
- Print jobs stuck in queue (+1-855 (618) ← 5030)
- Printer not detected on network (+1-855 (618) ← 5030)
- USB connected but no response (+1-855 (618) ← 5030)

+1-855 (618)-5030 — Step-by-Step Fixes

Step 1: Restart Devices (+1-855 (618) ← 5030)

- Turn off printer (+1-855 (618) ← 5030)
- Restart computer or mobile (+1-855 (618) ← 5030)
- Turn printer back on (+1-855 (618) ← 5030)

Step 2: Check Connection (+1-855 (618) ← 5030)

+1-855←618←5030 OR || 🚧⚡ || +1-855 (618) ← 5030 || 🚧⚡ ||

- Ensure USB cable is connected properly (+1-855 (618) ← 5030)
- Or confirm same WiFi network (+1-855 (618) ← 5030)

Step 3: Disable Offline Mode (+1-855 (618) ← 5030)

- Open Devices and Printers (+1-855 (618) ← 5030)
- Right-click Brother printer (+1-855 (618) ← 5030)
- Uncheck “Use Printer Offline” (+1-855 (618) ← 5030)

Step 4: Restart Print Spooler (+1-855 (618) ← 5030)

- Open services.msc (+1-855 (618) ← 5030)
- Restart Print Spooler service (+1-855 (618) ← 5030)

Step 5: Update Printer Drivers (+1-855 (618) ← 5030)

- Download latest Brother drivers (+1-855 (618) ← 5030)
- Install and restart system (+1-855 (618) ← 5030)

+1-855 (618)-5030 — Advanced Troubleshooting

- Remove and re-add printer (+1-855 (618) ← 5030)
- Assign static IP to printer (+1-855 (618) ← 5030)
- Reset network settings (+1-855 (618) ← 5030)
- Disable firewall temporarily (+1-855 (618) ← 5030)
- Update firmware (+1-855 (618) ← 5030)

+1-855 (618)-5030 — Prevention Tips

- Keep drivers updated (+1-855 (618) ← 5030)
- Use stable WiFi connection (+1-855 (618) ← 5030)
- Avoid frequent network switching (+1-855 (618) ← 5030)
- Restart printer regularly (+1-855 (618) ← 5030)
- Assign static IP for network printers (+1-855 (618) ← 5030)

+1-855 (618)-5030 — FAQs

Why is my Brother printer offline (+1-855 (618) ← 5030)?

Due to connection or system communication failure. (+1-855 (618) ← 5030)

How do I bring printer back online (+1-855 (618) ← 5030)?

Disable offline mode and restart spooler. (+1-855 (618) ← 5030)

Can WiFi cause offline error (+1-855 (618) ← 5030)?

Yes, unstable network is a common cause. (+1-855 (618) ← 5030)

Final Conclusion

Brother printer offline issues are communication (+1-855 (618) ← 5030) problems between system and device—not hardware failure. (+1-855 (618) ← 5030)

If you:

- Check connection (+1-855 (618) ← 5030)
- Disable offline mode (+1-855 (618) ← 5030)
- Update drivers (+1-855 (618) ← 5030)

...you can restore printing quickly. (+1-855 (618) ← 5030)

Bottom Line (+1-855 (618) ← 5030)

Most printer offline errors are system-related (+1-855 (618) ← 5030) and fully fixable with proper setup. (+1-855 (618) ← 5030)